

FOR SUBLEASE

70

ENTERPRISE AVENUE N

SECAUCUS, NEW JERSEY



384,248 SF AVAILABLE

WWW.SECAUCUSCAMPUS.COM

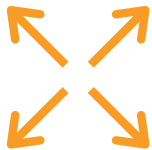
CBRE

FOR SUBLEASE

70 ENTERPRISE AVENUE N

70 ENTERPRISE AVENUE NORTH
SECAUCUS, NEW JERSEY

PROPERTY DETAILS



384,248 SF
BUILDING SF



8' - 20'
CEILING HEIGHT



32' x 35'
COLUMN SPACING



18
DOCK DOORS



2
DRIVE-INS



125
CAR PARKING



TOTAL BUILDING SIZE 384,248 SF

TOTAL WAREHOUSE 359,518 SF

1st Floor Warehouse SF 156,274SF

Mezzanine Warehouse SF 41,920 SF

2nd Floor Warehouse SF 161,324 SF

TOTAL OFFICE SIZE 24,730 SF

1st Floor Office SF 5,050 SF

Mezzanine Office SF 19,680 SF

ACREAGE ±18.64

CEILING HEIGHT

1st Floor - 99,374 SF 20'

1st Floor - 56,900 SF 8'

COLUMN SPACING 32' x 35'

DOCK DOORS 18

DRIVE-IN DOORS 2

AUTO PARKING ±150

TRAILER PARKING ±50

SPRINKLER Wet / Dry

as well as an in-rack sprinkler system
on both non-structural mezzanines

POWER 4,000 amps,
265/460 volts,
3 phase, 4 wire

GENERATOR 100 KW

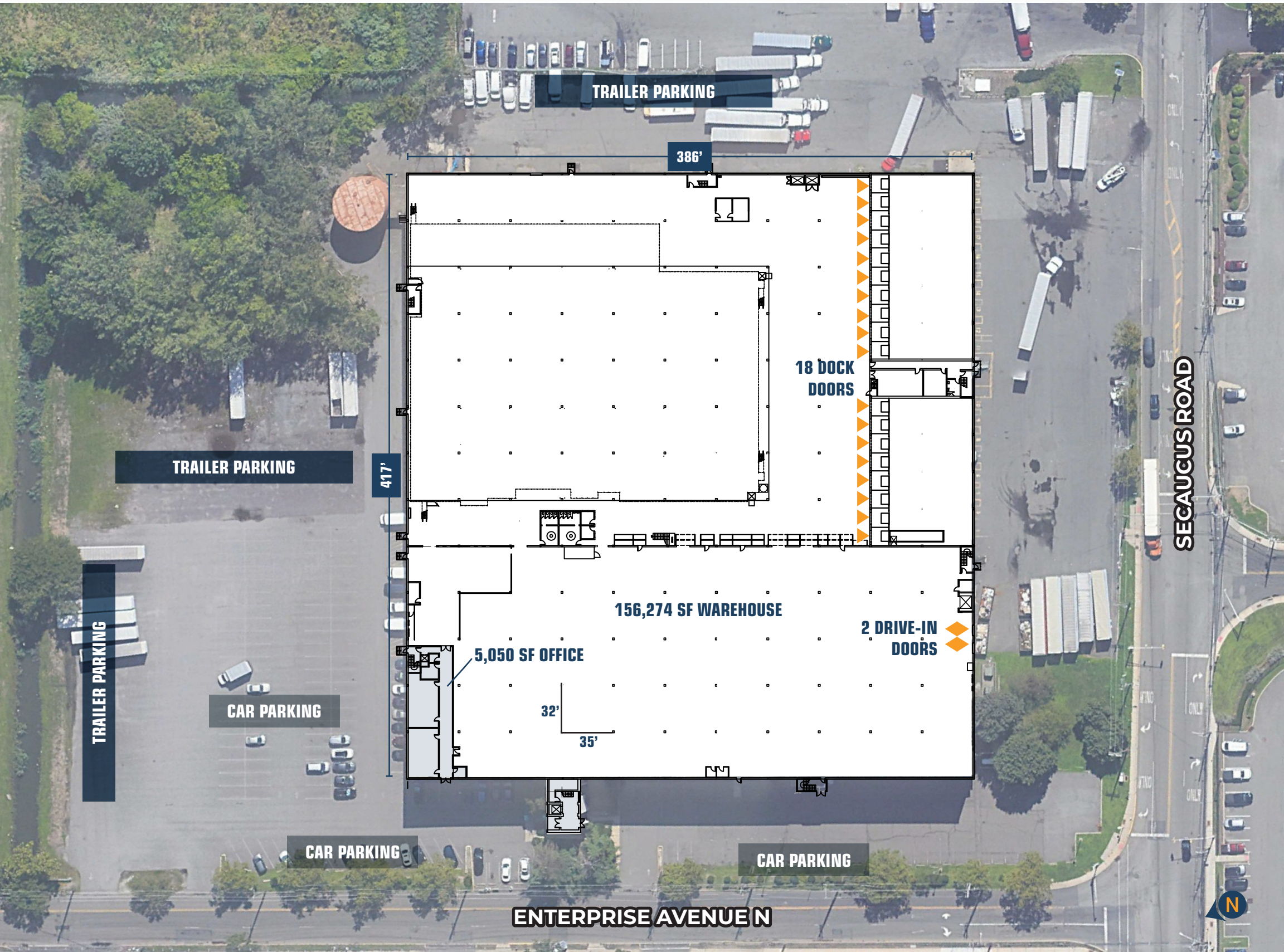
FREIGHT ELEVATOR 5,000 LBS

FOR SUBLEASE

70 ENTERPRISE AVENUE N

70 ENTERPRISE AVENUE NORTH
SECAUCUS, NEW JERSEY

FIRST FLOOR



FOR SUBLEASE

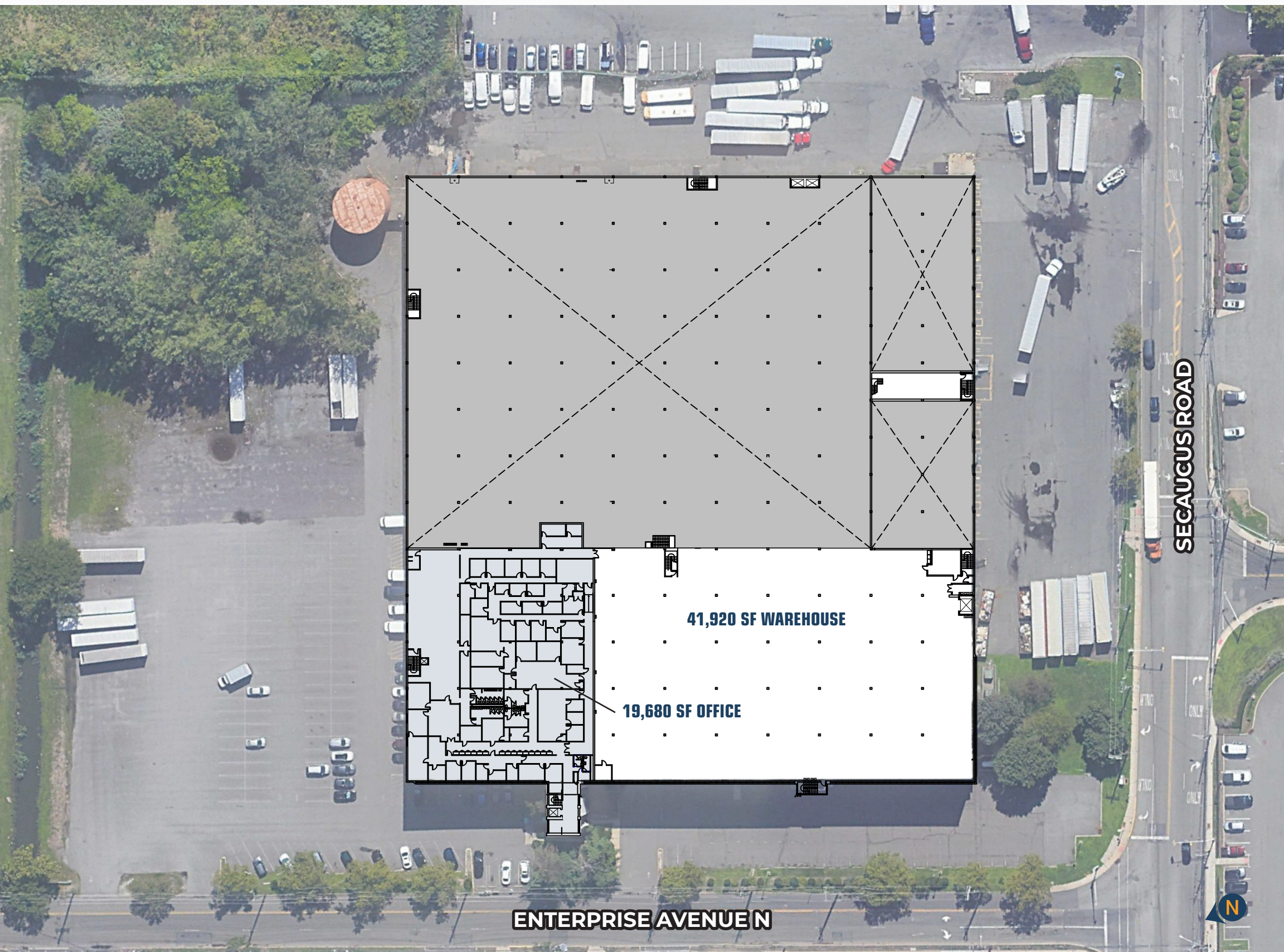
70

ENTERPRISE AVENUE N

70 ENTERPRISE AVENUE NORTH

SECAUCUS, NEW JERSEY

FIRST FLOOR MEZZANINE



FOR SUBLEASE


70

ENTERPRISE AVENUE N

70 ENTERPRISE AVENUE NORTH

SECAUCUS, NEW JERSEY

SECOND FLOOR



161,324 SF WAREHOUSE

SECAUCUS ROAD

ENTERPRISE AVENUE N

FOR SUBLEASE

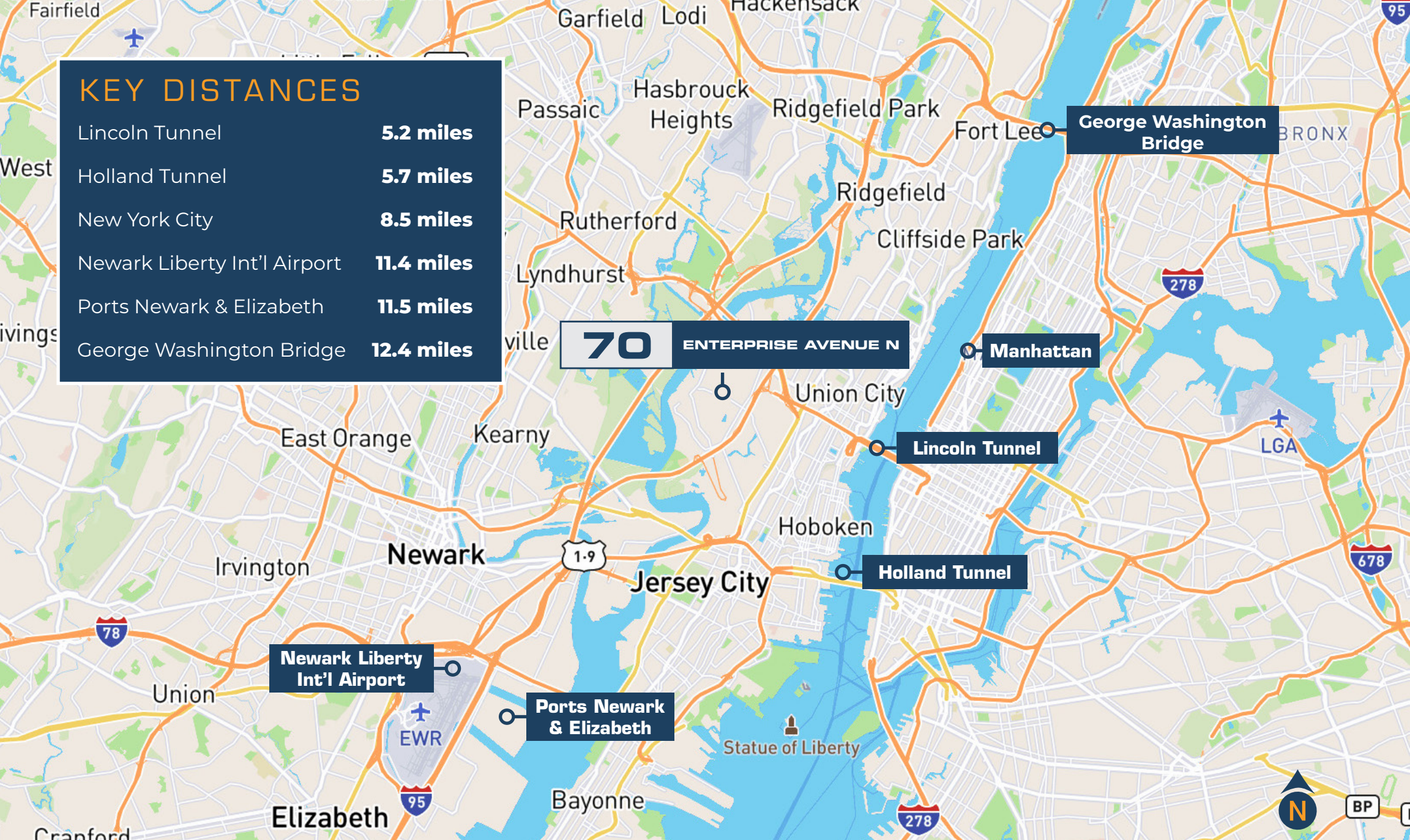
70

ENTERPRISE AVENUE N

LOCATION HIGHLIGHTS

Conveniently located in the **heart of the Meadowlands**, Secaucus Campus provides **connectivity** to the **New Jersey Turnpike** and within a 20 minute drive to **New York City**.





KEY DISTANCES

Lincoln Tunnel	5.2 miles
Holland Tunnel	5.7 miles
New York City	8.5 miles
Newark Liberty Int'l Airport	11.4 miles
Ports Newark & Elizabeth	11.5 miles
George Washington Bridge	12.4 miles

70

ENTERPRISE AVENUE N

1-9

Lincoln Tunnel

Holland Tunnel

Newark Liberty
Int'l Airport

Ports Newark
& Elizabeth

Statue of Liberty

N

BP

FOR SUBLEASE

70

ENTERPRISE AVENUE N

FOR MORE INFORMATION OR TO ARRANGE A TOUR, PLEASE CONTACT US

Thomas F. Monahan

Vice Chairman
o +1 201 712 5610
c +1 973 568 6614
thomas.monahan@cbre.com

Larry Schiffenhaus

Executive Vice President
o +1 201 712 5809
c +1 201 532 5092
larry.schiffenhaus@cbre.com

Brian Golden

Executive Vice President
o +1 201 712 5607
c +1 732 284 8451
brian.golden@cbre.com



SECAUCUSCAMPUS.COM | SECAUCUS, NEW JERSEY

© 2026 CBRE, Inc. All rights reserved. This information has been obtained from sources believed reliable, but has not been verified for accuracy or completeness. You should conduct a careful, independent investigation of the property and verify all information. Any reliance on this information is solely at your own risk. CBRE and the CBRE logo are service marks of CBRE, Inc. All other marks displayed on this document are the property of their respective owners. Photos herein are the property of their respective owners. Use of these images without the express written consent of the owner is prohibited.

CBRE